

6

5

4

3

2

1

REV	EC No.	DESCRIPTION	Symbol	DATE
A	/	new release	/	Sep. 12, 2021



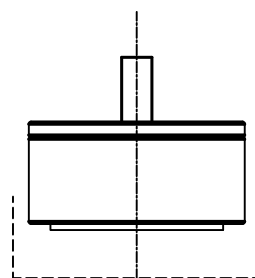
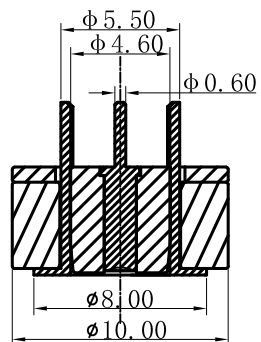
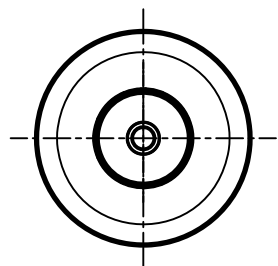
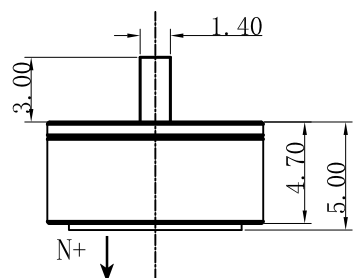
Note:

-Material and coating conform to ROHS and REACH standards

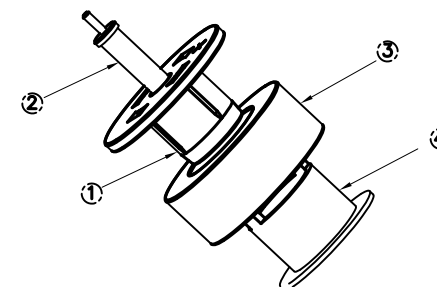
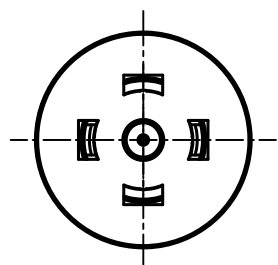
Electrical:

-Rated voltage: DC 12V ; Rated voltage: 5A Max.

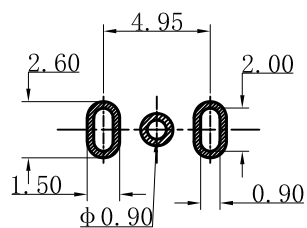
-Contact resistance of spring pin : 50 milliohm Max.



TOP surface, no burr



④	Barrel	copper Ni plating 60-100u"	Nickel
③	magnetic	N35 Ni plating 60-100u"	Nickel
②	pogo pin	pin copper alloy 5u" Au	Gold
①	housing	Nylon HTN UL94 V-0	Black
NO.	Part	Spec.	Color



RECOMMENDED PCB LAYOUT (TOP VIEW)

THICKNESS T=1.0mm
TOLERANCE: ± 0.05

For more information, please feel free to contact Neal. His email is :connmold@foxmail.com Tel:18922965797

WWW.connmold.COM

DIMENSION UNITS TOLERANCE

MM

X ± 0.50 .XX ± 0.25
.X ± 0.35 .XXX ± 0.15

DRWN:Robert

Sep. 12, 2021

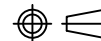
CHK'D:Yuri

Sep. 12, 2021

APPR:Lee

Sep. 12, 2021

THIRD ANGLE PROJECTION



CUSTOMER P/N

/

ConnMold

PART NAME POGO PIN 1PIN FEMALE 5.00MM
MAGNETIC VERTICAL TYPE

PART NUMBER

CMPGF661003

REVISION

A

CUSTOMER

GENERAL MARKET

SHEET NUMBER

1 OF 1

6

5

4

3

2

1