

6

5

4

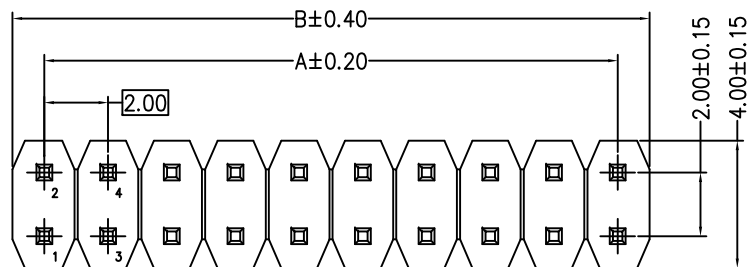
3

2

1



REV	EC No.	DESCRIPTION	Symbol	DATE
A	/	new release	/	Oct. 10, 2019



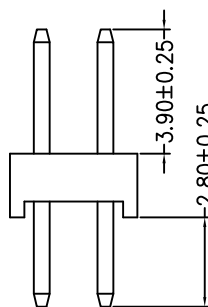
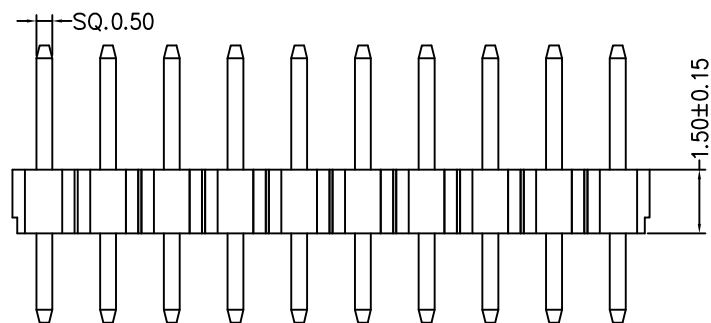
CMPHMxx1004

04: 2\*2PIN

06: 2\*3PIN

.....

80: 2\*40PIN



Circuits	Dimensions (mm)		Circuits	Dimensions (mm)	
	A	B		A	B
2x2	2.00	4.00	2x22	42.00	44.00
2x3	4.00	6.00	2x23	44.00	46.00
2x4	6.00	8.00	2x24	46.00	48.00
2x5	8.00	10.00	2x25	48.00	50.00
2x6	10.00	12.00	2x26	50.00	52.00
2x7	12.00	14.00	2x27	52.00	54.00
2x8	14.00	16.00	2x28	54.00	56.00
2x9	16.00	18.00	2x29	56.00	58.00
2x10	18.00	20.00	2x30	58.00	60.00
2x11	20.00	22.00	2x31	60.00	62.00
2x12	22.00	24.00	2x32	62.00	64.00
2x13	24.00	26.00	2x33	64.00	66.00
2x14	26.00	28.00	2x34	66.00	68.00
2x15	28.00	30.00	2x35	68.00	70.00
2x16	30.00	32.00	2x36	70.00	72.00
2x17	32.00	34.00	2x37	72.00	74.00
2x18	34.00	36.00	2x38	74.00	76.00
2x19	36.00	38.00	2x39	76.00	78.00
2x20	38.00	40.00	2x40	78.00	80.00
2x21	40.00	42.00			

## NOTES:

Voltage Rating: 200V,AC/DC

Current Rating: 2.0 AMP,AC/DC

Dielectric Withstand Voltage: 500V,AC/Minute

Contact Resistance: 20 mΩ Max

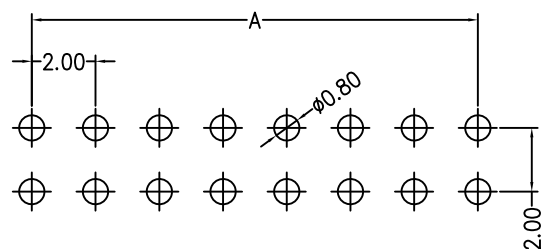
Insulation Resistance: 1000 mΩ Min

Operation Temperature: -40°C to +105°C

Insulator Material: Polyester (PA6T),UL94 V-0

Contact Material: Brass

Contact Plating: Au Plated on Nickel Overall



Recommended P.C.B Layout  
P.C.B Board Tolerance±0.05

For more information, please help to contact: connmold@foxmail.com Tel.:18922965797

WWW.CONNMOLD.COM		<h1>ConnMold</h1>	
DIMENSION UNITS	TOLERANCE		
MM	X±0.50 .XX±0.25 .X±0.35 .XXX±0.15	PART NAME	PIN HEADER 2.00 PITCH 1.50MM HEIGHT 2.80 3.90
DRWN: Robert	Oct. 10, 2019	PART NUMBER	CMPHMxx1004
CHK'D: Yuri	Oct. 10, 2019	REVISION	A
APPR: Linda	Oct. 10, 2019	CUSTOMER	GENERAL MARKET
THIRD ANGLE PROJECTION	CUSTOMER P/N	SHEET NUMBER	1 OF 1
	/		

6

5

4

3

2

1