

6

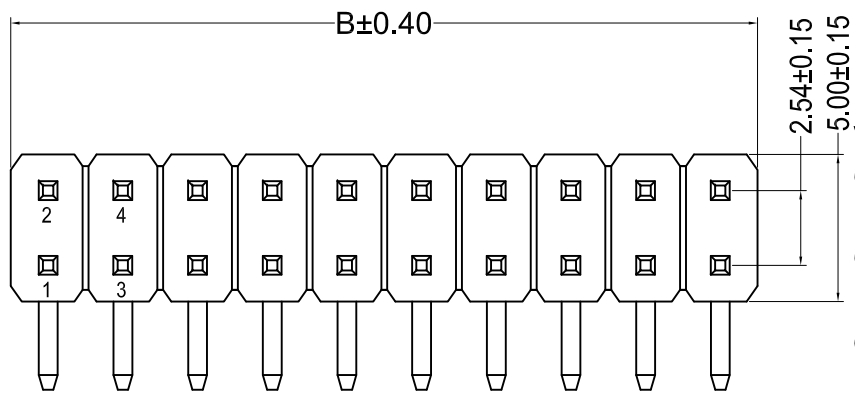
5

4

3

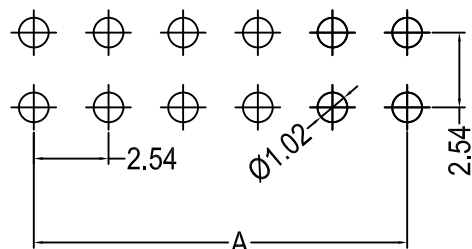
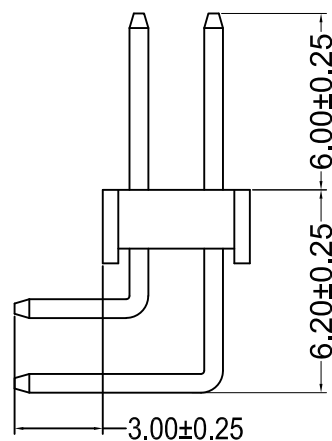
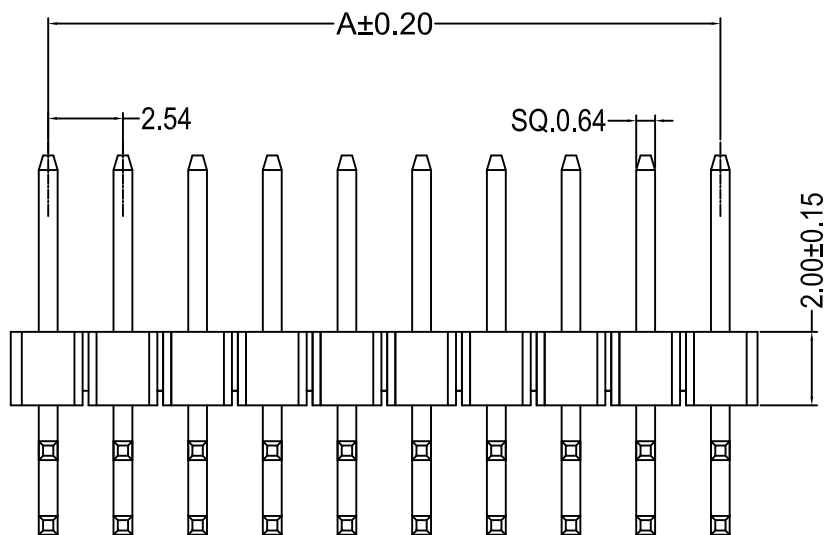
2

1



NOTES:

- Voltage Rating:100V,AC/DC
 Current Rating:3.0 AMP,AC/DC
 Dielectric Withstand Voltage:500V,AC/Minute
 Contact Resistance:20 mΩ Max
 Insulation Resistance:1000 mΩ Min
 Operation Temperature:-40°C to +105°C
 Insulator Material:Polyester (PA6T),UL94 V-0
 Contact Material:Brass
 Contact Plating:Tin Plated on Nickel Overall



RECOMMENDED PCB LAYOUT
 TOLERANCE UNSPECIFIED ±0.05mm

CMPHMxx1015

- 04: 2x2 pin
- 06: 2x3 pin
- 08: 2x4 pin
-:
- 80: 2x40 pin



REV	EC No.	DESCRIPTION	Symbol	DATE
A	/	new release	/	Oct. 10, 2019

Circuits	Dimensions (mm)		Circuits	Dimensions (mm)	
	A	B		A	B
2*1	0	2.54	2*21	50.8	53.34
2*2	2.54	5.08	2*22	53.34	55.88
2*3	5.08	7.62	2*23	55.88	58.42
2*4	7.62	10.16	2*24	58.42	60.96
2*5	10.16	12.7	2*25	60.96	63.5
2*6	12.7	15.24	2*26	63.5	66.04
2*7	15.24	17.78	2*27	66.04	68.58
2*8	17.78	20.32	2*28	68.58	71.12
2*9	20.32	22.86	2*29	71.12	73.66
2*10	22.86	25.4	2*30	73.66	76.2
2*11	25.4	27.94	2*31	76.2	78.74
2*12	27.94	30.48	2*32	78.74	81.28
2*13	30.48	33.02	2*33	81.28	83.82
2*14	33.02	35.56	2*34	83.82	86.36
2*15	35.56	38.1	2*35	86.36	88.9
2*16	38.1	40.64	2*36	88.9	91.44
2*17	40.64	43.18	2*37	91.44	93.98
2*18	43.18	45.72	2*38	93.98	96.52
2*19	45.72	48.26	2*39	96.52	99.06
2*20	48.26	50.8	2*40	99.06	101.6

For more information, please help to contact: connmold@163.com Tel.:18922965797

WWW.CONNMOLD.COM		<h1>ConnMold</h1>	
DIMENSION UNITS	TOLERANCE		
MM	X±0.50 .XX±0.25 .X±0.35 .XXX±0.15	PART NAME PIN HEADER 2.54 MM PITCH DOUBLE ROWS HOUSING 2.00	
DRWN:Robert	Oct. 10, 2019	PART NUMBER CMPHMxx1015	
CHK'D:Yuri	Oct. 10, 2019	REVISION A	
APPR:Linda	Oct. 10, 2019	THIRD ANGLE PROJECTION	
THIRD ANGLE PROJECTION		CUSTOMER P/N	CUSTOMER
		/	GENERAL MARKET
		SHEET NUMBER	
		1 OF 1	

6

5

4

3

2

1