

6

5

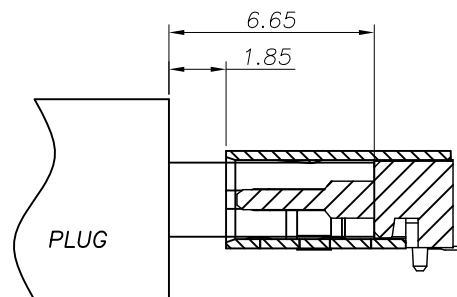
4

3

2

1

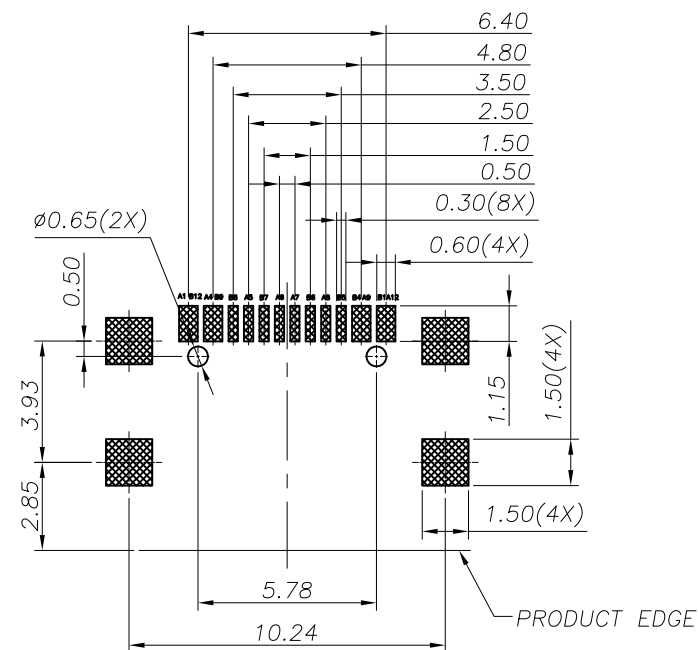
REV	EC No.	DESCRIPTION	Symbol	DATE
A	/	new release	/	Dec. 12, 2020



AFTER MATING

## USB TYPE-C PIN ASSIGNMENTS

PIN NUMBER	SIGNAL NAME	PIN NUMBER	SIGNAL NAME
A1	GND	B12	GND
A4	VBUS	B9	VBUS
A5	CC1	B8	SBU2
A6	Dp1	B7	Dn2
A7	Dn1	B6	Dp2
A8	SBU1	B5	CC2
A9	VBUS	B4	VBUS
A12	GND	B1	GND



RECOMMENDED PCB LAYOUT(TOP VIEW)

THICKNESS 0.80MM;DEFAULT TOLERANCE:±0.05

For more information, please help to contact: connmold@foxmail.com Tel.:18922965797

WWW.connmold.COM

DIMENSION UNITS TOLERANCE

MM

X±0.50 .XX±0.25  
.X±0.35 .XXX±0.15

ConnMold

PART NAME USB TYPE C RECEPTACLE  
16PIN SMT TYPE

DRWN:Robert

Dec.12,2020

CHK'D:Yuri

Dec.12,2020

APPR:Linda

Dec.12,2020

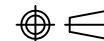
PART NUMBER

CMUCF6610201

REVISION

A

THIRD ANGLE PROJECTION



CUSTOMER P/N

/

CUSTOMER

GENERAL MARKET

SHEET NUMBER

2 OF 3

6

5

4

3

2

1