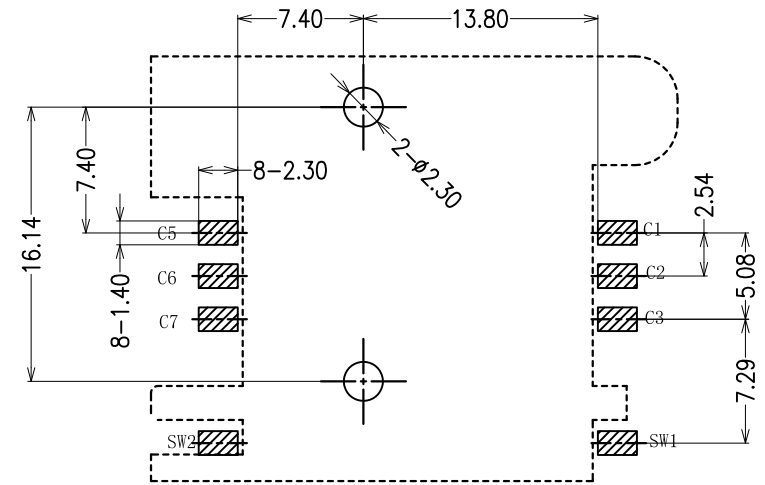
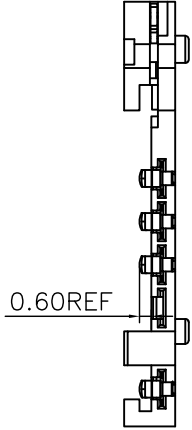
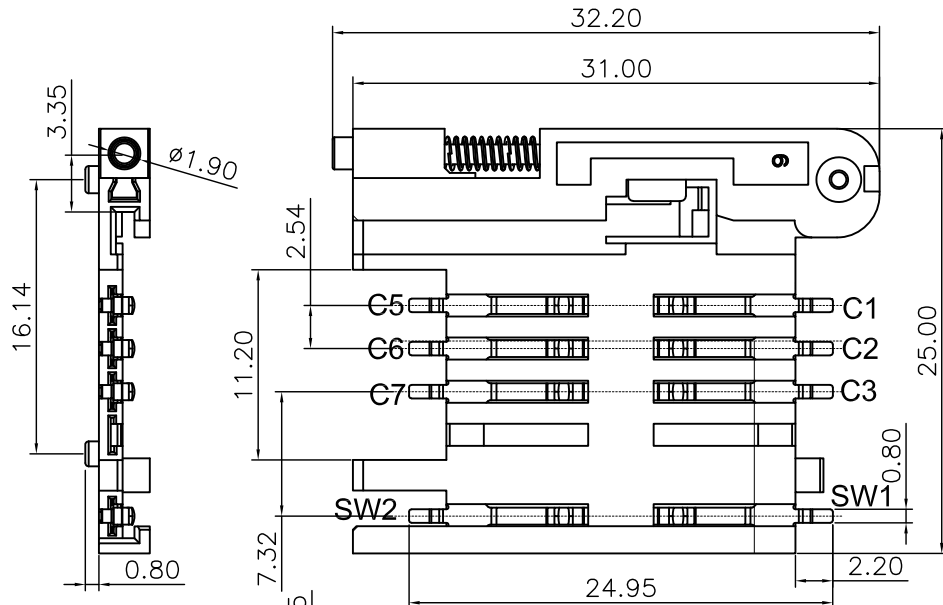




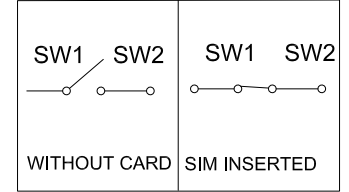
REV	EC No.	DESCRIPTION	Symbol	DATE
A	/	new release	/	Dec. 12, 2020



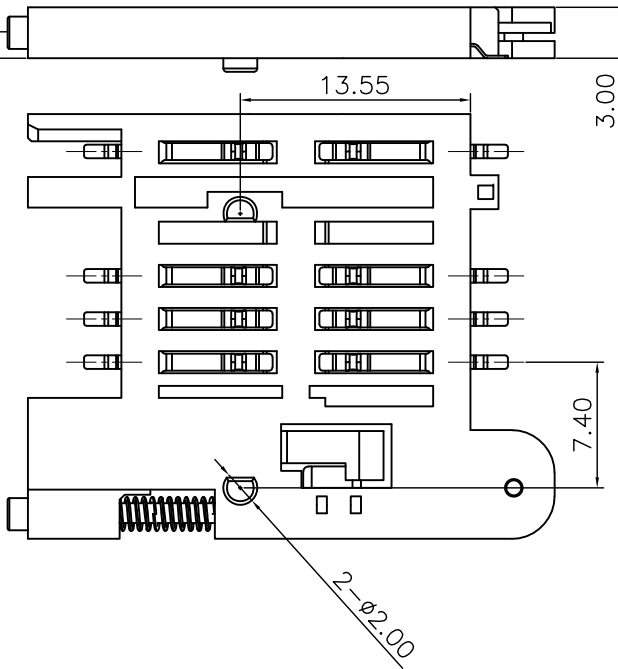
SPECIFICATION:

1. MATERIAL:
 - 1.1 HOUSING: LCP UL94V-0
 - 1.2 TERMINAL: COPPER ALLOY
1u" PLATED ON CONTACT AREA
TIN ON SOLDER AREA
2. ELECTRICAL CHARACTERISTICS:
 - 2.1 CURRENT RATING: DC 0.5A max.
 - 2.2 VOLTAGE RATING: DC 30V.
 - 2.3 CONTACT RESISTANCE: 50mΩ max
 - 2.4 INSULATION RESISTANCE: 1000MΩ min.
 - 2.5 WITHSTANDING VOLTAGE: 500V AC for 1 minute.
3. OPERATION TEMPERATURE: -40°C ~ +85°C
4. DURABILITY: 5000 CYCLES
5. SOLDER CONDITION: 265°C 5S
6. PACKAGE: TAPE REEL, 400PCS/REEL

: PAD AREA
 : KEEP OUT AREA
 RECOMMEND PCB LAYOUT
 GENERAL TOLERANCE ±0.05



PIN NO.	PIN NAME
C1	Supply Voltage Vcc
C2	Reset (RST)
C3	Clock (CLK)
C4	RESERVED
C5	Ground
C6	Programming Voltage Vpp
C7	I/O
C8	RESERVED



For more information, please help to contact: connmold@foxmail.com Tel.: 18922965797			
WWW.connmold.COM		<h1>ConnMold</h1>	
DIMENSION UNITS	TOLERANCE		
MM	X±0.50 .XX±0.25 .X±0.35 .XXX±0.15	PART NAME SIM PLASTIC TYPE 3.00H YELLOW BUTTON WITH POSITIONING	
DRWN: Robert	Dec. 12, 2020	PART NUMBER CMSIM661005B	
CHK'D: Yuri	Dec. 12, 2020	REVISION A	
APPR: Linda	Dec. 12, 2020	CUSTOMER GENERAL MARKET	
THIRD ANGLE PROJECTION	CUSTOMER P/N /	SHEET NUMBER 1 OF 3	